



Guide

# High Definition Color Reproduction for Printing Fine Art Books & Collectibles Catalogues

## What's Inside

- ① Learn about the importance of high-definition printing for galleries, auction houses, and museums
- ② Explore the requirements of fine art book printing, including accurate color reproduction
- ③ Get tips on choosing a qualified printer for fine art books, auction catalogues, and collectibles



# The Importance of High-Definition Printing for Galleries, Auction Houses, and Museums

Artifacts and works of art fill the walls, corners, and floors of museums and galleries worldwide. New, old, or ancient, these pieces all possess one quality in common—they must be seen to be rightfully appreciated.

While nothing can reproduce the unique experience of seeing a masterpiece in person, fine art book printing can come close. Fine art books are collections of high-definition photos of works printed on luxurious mediums that are bound with beautiful, high-quality coverings.

Accurate, high-definition printing of photographic reproductions curated into fine art books and catalogues for museums, galleries, and auction houses can be an impactful way to display collections and an effective tool for marketing to increase distinction, traffic, and sales.

Partnering with a high-quality and expert printer with total in-house production and distribution capabilities like the Phoenix Group is the first step in an exciting yet precise production process that will help bring your collection to your target market and your target market—to your collection.

# Contents

Requirements for High-Definition Printing.....	3
Trends in Fine Art Book Production .....	5
What to Look for in a Printer .....	8
Why Choose the Phoenix Group for Printing Fine Art Books and Collectibles .....	12
Checklist for Designing Fine Art Books .....	13

This comprehensive guide will show step-by-step instructions and detailed insight into museum-quality printing for gallery collections, auction catalogues, fine art books, and collectibles.




## PART ONE

# Requirements for High-Definition Printing

Above all—accurate, true-to-tone color reproduction in printing for museum-gallery quality imagery is a vital attribute that your printer must possess to achieve a successful final product. However, as the gallery, museum, or auction house liaison, you must also be able to supply the printer with digital photographs of your works of the highest quality in resolution, file type, and photographer competence.


Photo sizes and resolutions can vary depending on the project, so utilizing a professional familiar with photographing art images for gallery fine art books or auction catalogues is essential.

TIFF images are the preferred format over JPG images due to their larger file size and richer picture quality. A JPG is a compressed file, therefore having less image data compared with a TIFF file.



## One rule remains steadfast: always provide the highest resolution possible for high-definition printing.

- An image should have a resolution of 300 DPI or more at the usage size. For example, an image that will be printed at 8" x 10" should have a resolution of at least 300 DPI at that printed size.
- For larger prints, the required resolution should be at least 300 DPI at that larger size.
- Before any printing begins, quality control will ensure that the images provided meet these requirements before the production process can move forward.



## Collaboration at Every Stage from Production to Distribution Is **ESSENTIAL**

Your chosen high-definition printing provider and supplier for your publication will work alongside you for every stage of the production and distribution process. Constant collaboration is the key to ensuring your fine art print catalogues are delivered on time, on budget, and up to or surpassing the standard your publication and brand deserve and desire.

To ensure you are working with a premier printer, you want to choose a provider that is adept in industry knowledge and has experience with high-definition printing for museum, gallery, and auction catalogues, books, and collectibles. This individual or

entity should know how to reach your target audience and effectively leverage your intended message from pre- to post-production.

With the proper guidance, you will be given an accurate cost and time estimation from pre-production to final delivery and distribution. To avoid any disruptions to make any necessary accommodations, provide your printer with as much detailed information about your goals, requirements, budgets, timelines, and anything else required.

Close collaboration and quality control through every step of this process will ensure the delivery of a stellar, memorable, and impactful printed product.

PART TWO

# Trends in Fine Art Book Production

Understanding the current trends in high-definition printing for fine art books, gallery collections, and auction catalogues will help ensure you choose a printer that offers these in-demand options and knows how to print and bind these varying mediums.



## Paper Trends

Different paper stocks are sought when designing fine art print catalogues and collectible books to achieve a tactile and visual sense of design. Grasping the different design options available contributes to a successful product that will match your vision and capture the attention and business of your target audience.

## Paper trends in fine art book printing include:

### 1 **Silk & Matte Coated Paper**

These coated paper finishes provide a non-glare surface that makes the images stand out with full-color vibrancy while also giving a soft, smooth tactile sensation.

### 2 **Balanced/Neutral White Coated Papery**

Choosing a balanced/neutral white paper will ensure that the image color will not be affected by the color of the paper. Color reproduction will take center stage with contrast and crisp clean highlights.

### 3 **Uncoated Textured Paper**

Choosing a balanced/neutral white paper will ensure that the image color will not be affected by the color of the paper. Color reproduction will take center stage with contrast and crisp clean highlights.


### 4 **Gloss Coated Paper**

For a pop of vibrancy, gloss coated papers provide a shiny printing surface, giving images a flashy effect.

## Covers, Wraps, & Jackets Trends

Like choosing the papers for museum, gallery, or auction catalogues and books—picking the precise cover material and style is paramount.

Contrary to the wisdom of the common saying, you can't judge a book by its cover—your book is indeed being judged by its cover. So, selecting a covering worthy of the contents of your catalogue or book is crucial.




**To make this decision simple, here are the current book exterior trends in fine art book and auction catalogue printing:**

### Hardcover

These durable exteriors, often linen or printed paper wrap covered, offer many design choices.

Linen comes in a rainbow of colors and numerous woven textures. It can be foil or blind stamped. It can also be debossed with a plate area where a printed inset image can be applied. Often a linen hardcover has a dustjacket which can be a regular single-leaf fold or a French fold with foldovers at the head and foot to double thickness.





## Softcover

Softcover fine art books and catalogues, such as those with double gatefold covers, are always in demand for their economic advantage over hardcover alternatives.

Softcover book design possibilities are endless with both printing choices and text and cover paper choices. Regular covers and double gatefold covers can be film laminated, foil stamped, debossed, embossed, or silk screened with spot gloss.

PUR glue is the preferred and premier adhesive for binding strength and archival durability.

## Film Lamination

For the film lamination of covers and dustjackets there are soft touch, matte, and gloss film choices.

The soft touch film has both a non-glare appearance and a soft smooth velvet-like tactile feel. The matte film has a similar non-glare appearance and a smooth tactile feel, and the gloss film has a shiny bright appearance.



## Sizing and Dimension Trends


Portrait orientation or landscape orientation can be used to complement the orientation of the paintings and/or art objects in the fine art book. Square books can also work well to complement the artwork.

It is important to collaborate with your printer at the start of the design phase to determine the most economical page trim size to get the most efficient use of standard sheet sizes of paper.



## Multichannel Marketing Trends

In the present era of convenience and increased accessibility in all facets of consumer life, it is vital to produce both live and digital catalogues for multi-channel marketing purposes. By this, we mean your fine art book should be available in print and digital to extend your marketing efforts as widely as possible. Proper print providers will offer the ability to achieve this feat while leveraging direct mail and other distribution capabilities to reach your target audience further.



PART THREE

# What to Look for in a Printer

No two printing providers are the same. Not every company is equipped or knowledgeable about adhering to the requirements, trends, and protocols demanded by high-definition printing outlined thus far in this guide. Selecting an industry-leading printer is the key to creating an effective, practical, and pleasing fine art book or collectible catalogue.

Institutions looking for **top-tier fine art book & catalogue** printing must:

- Be a single-source printer—a single entity should handle everything from pre-press to post-production to ensure constant collaboration and quality control without disruption.
- Possess accurate and high-definition color reproduction capabilities and adhere to industry-leading standards like G7 Color Calibration.
- Have dedicated in-house specialists, including an expert color specialist, superior customer support, in-house printing, binding, and finishing, and direct mail capabilities to expedite the distribution of your final product.
- Offer a variety of paper, covering, and binding options that match the current market trends and demands.
- Collaborate constantly on book design, especially in-person and throughout the entire production process, through to direct-mail distribution.

PART THREE

# Why Choose the Phoenix Group for Printing Fine Art Books & Collectibles

## Superior Services and Capabilities

Phoenix is a single source for design collaboration, color management, printing, binding, mailing, and global distribution, adhering to all the standards established by the industry and throughout this guide.

We have a world-leading Perfect binder in-house, which is rare for printers but essential for Phoenix to ensure precise quality control and efficiency.

Phoenix utilizes one of the best hardcover binding facilities in the world for Smyth sewing and case binding. The sewing, case making, and casing in line equipment are all new and the best state-of-the-art models available.

Our products are bound with PUR glue, the strongest adhesive on the market, which is suitable for archival use, meaning books will last forever on a shelf and not fall apart with heavy use and elapsed time.



## Unparalleled Support

Our team consists of on-site color specialists and artists with years of experience. We offer plant tours to any of our clients to ensure complete transparency and increase visibility into the creative process. In addition to collaborating on the design elements for your project, your dedicated account specialist will also guide you through the paper, cover materials, cover treatments and binding selection process, working together with your photographer and designer through every step.

Our team's dedicated support and close-collaborative approach will ensure that your selections allow us to remain on budget and are feasible within the timeframe presented. We monitor the production process closely to ensure any problems are avoided in advance but adequately addressed if they arise.

### The Proof Perfect™ Process

Proof Perfect™ is the standard of quality and accuracy that we set for print solutions at the Phoenix Group. Through our suite of advanced quality control processes, content verification, and inspection technology, the Proof Perfect™ standard ensures complete file integrity for all products from proof to plate to print. Each project, whether electronic, hard proof, or printed piece, is checked using multiple digital scanning and content verification stations at every stage—proofing, plate making, and off the press—before the full job goes to print. Our Proof Perfect™ process catches even the smallest of anomalies and imperfections—including those that are easily missed by human visual inspection.

## Cutting-Edge Technology

The Phoenix Group uses Heidelberg sheetfed presses with LED UV capability with excellent ink holdout as it dries inline on top of the paper creating sharp colors and excellent image resolution.

We also leverage our Fuji JPresses for digital sheetfed and Heidelberg heatset web capabilities to ensure we are printing fine art books on the highest quality equipment available. Orders above approximately 1000 units go to the Heidelberg sheetfed and web presses while orders under 1,000 are printed on the digital JPresses.

## Industry-Leading Experience and Certifications

Phoenix is a G7 ColorSpace master printer. G7 is a globally used color calibration process that gives consistency of color management to ensure anything produced can be globally standardized and reproduced at the same high quality, such as in Europe or Asia, where we can match varying color parameters. This level of standardization is vital for fine art book printing because it establishes a worldwide requirement of color excellence and quality that only qualified printers can meet.

**Additionally, our familiarity and experience within the high-definition printing market are unmatched, and our fine art book printing track record speaks for itself.**

Some of the customers for whom we've provided fine art books, auction catalogues, and collectible books include:

- Acquavella Galleries
- Sotheby's
- Christie's
- Phillips

### Fine Art Book Printing Frequently Asked Q&A

#### *Where can I fulfill all my fine art book printing needs?*

All printing needs can be fulfilled when working with a single-source printer like Phoenix. The importance of close collaboration at every stage of the production is essential – including, but not limited to:

- i. [Design](#)
- ii. [Material Selection](#)
- iii. [Photography Acquisition](#)
- iv. [Color Proofing](#)
- v. [Start to Finish Prepress, Printing, & Binding](#)
- vi. [Binding & Finishing](#)
- vii. [Delivery & Distribution](#)

## What types of files are accepted for high-definition printing?

Your expert high-definition printer will determine what file size and type are needed. Examples include:

- Packaged InDesign files containing all fonts, all images, and vector art
- TIFF images
- JPG images
- PDF files that can be printed as low-resolution laser proofs for content quality control

## When can I expect my book or catalogue to be completed?

Phoenix develops detailed timelines based on event needs or deadlines, from design to delivery and accounting for varying project complexities.



Once your files are received, they will be run through a **Proof Positive** process to ensure quality and consistency for final client approval confirming that the photographic and text representations presented are accurate to the subject depicted.



**Soft-covered** project production takes an average of **7-14 days** from start to finish after receiving the final color-approved files.



**Hardcover** productions can average **5-6 weeks** for completion after receiving final color-approved files.



# Checklist for Designing Fine Art Books

When submitting your proposal for high-definition printing of your fine art books or auction catalogues, ensure you are prepared with the following information to expedite the production process and confirm that we meet every need and desire for your final product.

- i. Quantity of books to be produced
- ii. Trim size and ideal dimensions
- iii. Desired interior and exterior paper type
- iv. Hard or soft cover
- v. Wrap or jacket details
- vi. Binding types
- vii. Delivery needs including [direct mail](#)
- viii. Budget including where to adjust
- ix. Timeline including final delivery date
- x. Color proofing scheduling

Contact the Phoenix Group today to learn how our in-house color reproduction and printing experts can bring your collectible, fine art book or auction catalogue to fruition through design, production, and distribution.



[www.phoenixlitho.com](http://www.phoenixlitho.com) [1 \(866\) 512-9600](tel:18665129600) [info@phoenixlitho.com](mailto:info@phoenixlitho.com)

## Sources

- [All About Paper Finishes](#)
- [Paper Textures and Finishes: A Complete Guide](#)
- [JPEG vs. TIFF](#)
- [What is soft touch lamination?](#)
- [Perfect Binding Machines](#)